

# LARGE CAN TYPE

# HL Series

Snap-in Terminal Type,  
Wide Temperature Range

JAMICON®

- Withstanding 5000 hours application of high ripple current at 105°C.

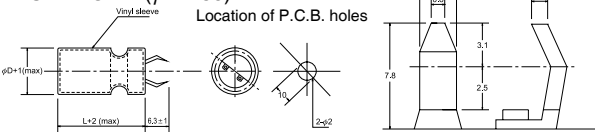


## SPECIFICATION

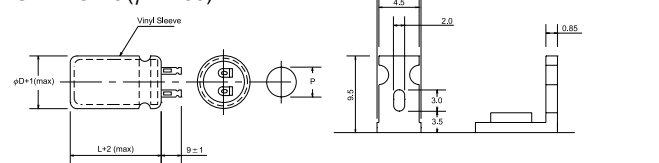
Item	Characteristic				
Operation Temperature Range	-40 ~ +105°C				
Rated Working Voltage	200 ~ 450VDC				
Capacitance Tolerance (120Hz 20°C)	±20%(M)				
Leakage Current (20°C)	$I \leq 0.02CV$ or 3 (mA) *Whichever is smaller after 5 minutes I : Leakage Current(μA) C : Rated Capacitance(μF) V : Working Voltage(V)				
Surge Voltage (20°C)	W.V.	200	250	400	450
	S.V.	250	300	450	500
Dissipation Factor (tan δ) (120Hz 20°C)	Rated Voltage (V)	200	250	400	450
	tan δ	0.15	0.15	0.15	0.15
Low Temperature Stability	Impedance ratio at 120Hz				
	Rated Voltage (V)	200~250		400~450	
	-25°C / +20°C	4		6	
Load Life	After 5000 hours application of W.V. and +105°C ripple current value, the capacitor shall meet the following limits. (DC + ripple peak voltage ≤ rate working voltage)				
	Capacitance Change	≤ ±20% of initial value			
	Dissipation Factor	≤ 175% of initial specified value			
	Leakage current	≤ initial specified value			
Shelf Life	At +105°C, no voltage application after 1000 hours, the capacitor shall meet the limits for load life characteristics. (With voltage treatment)				

## TERMINAL TYPE

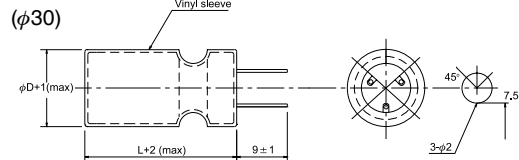
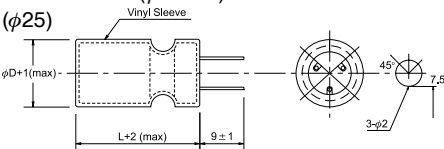
▲ P.C.B. TERMINAL (SNAP IN)  
SYMBOL: W(φ22~35)



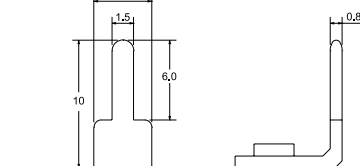
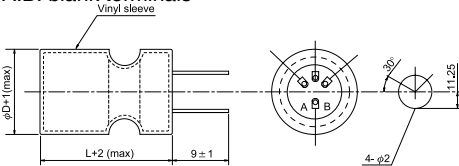
▲ LUG TERMINAL  
SYMBOL: G(φ22~35)



▲ P.C.B. TERMINAL  
SYMBOL: V(φ25~35)



(φ35)  
A.B. blank terminals



## RIPPLE CURRENT COEFFICIENTS

Temperature(°C)	40	60	70	85	105
Multiplier	2.50	2.20	2.00	1.80	1.00

Frequency(Hz)	60	120	400	1k	10k
W.V.	Multiplier				
≥200V	0.80	1.00	1.10	1.30	1.40

