

LARGE CAN TYPE

HM Series

Snap-in Terminal Type, Small Sized

JAMICON®

- Small case sized than HS series.
- Withstanding 2000 hours application of high ripple current at 105°C.

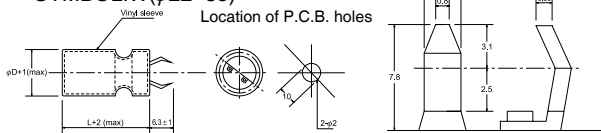


● SPECIFICATION

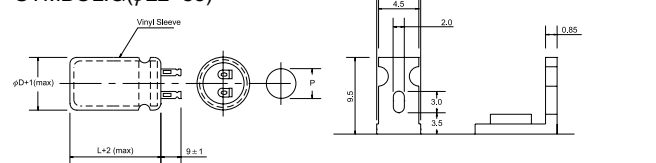
Item	Characteristic							
Operation Temperature Range	-25 ~ +105°C							
Rated Working Voltage	160 ~ 450VDC							
Capacitance Tolerance (120Hz 20°C)	±20%(M)							
Leakage Current (20°C)	$I \leq 0.02CV$ or 3 (mA) *Whichever is smaller after 5 minutes I : Leakage Current (μA) C : Rated Capacitance (μF) V : Working Voltage (V)							
Surge Voltage (20°C)	W.V.	160	200	250	350	400	450	
	S.V.	200	250	300	400	450	500	
Dissipation Factor (tan δ) (120Hz 20°C)	Rated Voltage (V)	160	200	250	350	400	450	
	tan δ	0.15	0.15	0.15	0.15	0.15	0.15	
Low Temperature Stability	Impedance ratio at 120Hz							
	Rated Voltage (V)	160~250			350~450			
	-25°C / +20°C	4			6			
Load Life	After 2000 hours application of W.V. and +105°C ripple current value, the capacitor shall meet the following limits. (DC + ripple peak voltage ≤ rate working voltage)							
	Capacitance Change	≤ ±20% of initial value						
	Dissipation Factor	≤ 175% of initial specified value						
	Leakage current	≤ initial specified value						
Shelf Life	At +105°C, no voltage application after 1000 hours, the capacitor shall meet the limits for load life characteristics. (With voltage treatment)							

● TERMINAL TYPE

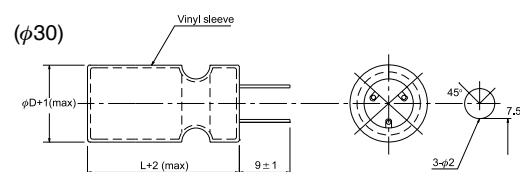
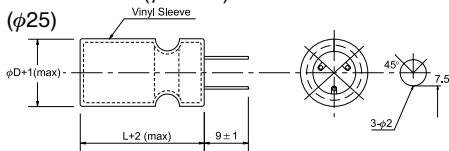
▲ P.C.B. TERMINAL (SNAP IN) SYMBOL: W (φ22~35)



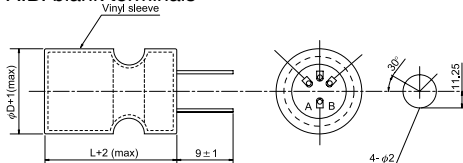
▲ LUG TERMINAL SYMBOL: G (φ22~35)



▲ P.C.B. TERMINAL SYMBOL: V (φ25~35)



(φ35) A.B. blank terminals



● RIPPLE CURRENT COEFFICIENTS

Temperature (°C)	40	60	70	85	105
Multiplier	2.50	2.20	2.00	1.80	1.00

Frequency (Hz)	60	120	400	1k	10k
W.V.	Multiplier				
≥ 160V	0.80	1.00	1.10	1.30	1.40

