

# LARGE CAN TYPE

# HT Series

Snap-in Terminal Type,  
Wide Temperature Range

JAMICON®

- Same case sized as HS series.
- Withstanding 3000 hours application of high ripple current at 105°C.

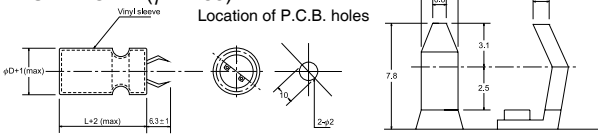


## ● SPECIFICATION

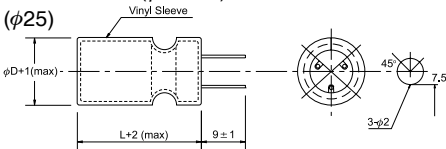
Item	Characteristic														
Operation Temperature Range	-40 ~ +105°C														
Rated Working Voltage	16 ~ 450VDC														
Capacitance Tolerance (120Hz 20°C)	±20%(M)														
Leakage Current (20°C)	I ≤ 0.02CV or 3 (mA) *Whichever is smaller after 5 minutes I : Leakage Current(μA) C : Rated Capacitance(μF) V : Working Voltage(V)														
Surge Voltage (20°C)	W.V.	16	25	35	50	63	80	100	160	180	200	250	350	400	450
	S.V.	20	32	44	63	79	100	125	200	225	250	300	400	450	500
Dissipation Factor (tan δ) (120Hz 20°C)	Rated Voltage (V)	16	25	35	50		63		80		100		≥160		
	Capacitance	—	—	—	≤6,800	≥10,000	≤6,800	≥10,000	≤3,300	≥4,700	≤3,300	≥4,700	—		
	tan δ	0.50	0.40	0.35	0.30	0.35	0.25	0.35	0.20	0.25	0.20	0.25	0.15		
Low Temperature Stability	Impedance ratio at 120Hz														
	Rated Voltage (V)	16	25	35	50	63~100	160~250	350~450							
	-25°C / +20°C	6	6	6	4	3	4	6							
	-40°C / +20°C	15	15	10	8	6	—	—							
Load Life	After 3000 hours application of W.V. and +105°C ripple current value, the capacitor shall meet the following limits. (DC + ripple peak voltage ≤ rate working voltage)														
	Capacitance Change	≤ ±20% of initial value													
	Dissipation Factor	≤ 175% of initial specified value													
	Leakage current	≤ initial specified value													
Shelf Life	At +105°C, no voltage application after 1000 hours, the capacitor shall meet the limits for load life characteristics. (With voltage treatment)														

## ● TERMINAL TYPE

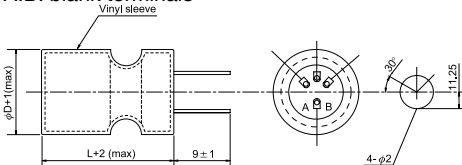
### ▲ P.C.B. TERMINAL (SNAP IN) SYMBOL:W(φ22~35)



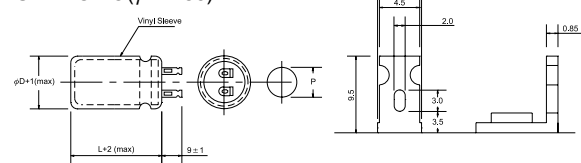
### ▲ P.C.B. TERMINAL SYMBOL:V(φ25~35)



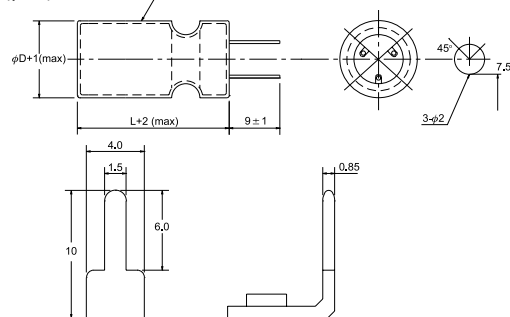
### (φ35) A.B. blank terminals



### ▲ LUG TERMINAL SYMBOL:G(φ22~35)



### (φ30)



φD	22	25	30	35
P	8	10	10	14

## ● RIPPLE CURRENT COEFFICIENTS

Temperature(°C)	40	60	70	85	105
Multiplier	2.50	2.20	2.00	1.80	1.00

Frequency(Hz)	60	120	400	1k	10k
W.V.	Multiplier				
≤100V	0.80	1.00	1.10	1.20	1.20
≥160V	0.80	1.00	1.10	1.30	1.40



● CASE SIZE & MAX RIPPLE CURRENT

Case size : D x L (mm)  
Max ripple current : A(rms) 105°C 120Hz

μF	V(Code) Code φD	180 (2M)				200 (2D)				250 (2E)			
		22	25	30	35	22	25	30	35	22	25	30	35
220	221					25				30	25		
						0.85				0.91	0.91		
270	271	25				25				35	25		
		0.80				0.94				1.07	1.01		
330	331	30	25			30	25			35	30	25	
		0.95	0.95			1.12	1.12			1.19	1.20	1.24	
390	391	30	25			35	25			40	35	25	
		1.03	1.04			1.31	1.22			1.37	1.39	1.35	
470	471	35	30	25		40	30	25		50	40	30	25
		1.21	1.22	1.27		1.52	1.45	1.50		1.66	1.61	1.59	1.63
560	561	40	30	25		45	35	30			45	35	25
		1.40	1.34	1.39		1.75	1.68	1.76			1.85	1.85	1.78
680	681	45	35	30	25	45	40	30	25		50	35	30
		1.63	1.57	1.64	1.68	1.92	1.96	1.94	1.98		2.14	2.04	2.10
820	821	50	40	30	25		45	35	30			45	35
		1.88	1.83	1.80	1.85		2.27	2.26	2.33			2.49	2.45
1000	102		45	35	30		50	40	30				40
			2.12	2.12	2.18		2.63	2.64	2.58				2.86
1200	122			40	30			45	35				45
				2.45	2.39			3.04	3.00				3.29
1500	152			50	35				45				50
				2.91	2.74				3.58				3.68
1800	182			40					50				L(mm)
					3.17				4.10				R.C.

μF	V(Code) Code φD	350 (2V)				400 (2G)				450 (2W)			
		22	25	30	35	22	25	30	35	22	25	30	35
47	470									25			
										0.39			
68	680					25				30	25		
						0.47				0.50	0.50		
82	820	25				30	25			35	30		
		0.43				0.56	0.56			0.59	0.60		
100	101	30	25			30	25			40	35	25	
		0.51	0.51			0.61	0.61			0.69	0.70	0.68	
120	121	30	25			35	30	25		45	35	30	25
		0.55	0.55			0.72	0.73	0.75		0.80	0.77	0.80	0.82
150	151	35	30	25		40	35	30			45	35	30
		0.66	0.67	0.69		0.85	0.86	0.90			0.96	0.96	0.99
180	181	40	35	30		45	40	30	25		50	35	30
		0.77	0.78	0.82		0.98	1.00	0.99	1.01		1.10	1.05	1.08
220	221	50	40	30	25		45	35	30			40	35
		0.94	0.91	0.90	0.92		1.17	1.16	1.20			1.22	1.27
270	271		45	35	30		50	40	30			50	40
			1.07	1.06	1.10		1.35	1.36	1.33			1.49	1.48
330	331		50	40	30			45	35				45
			1.23	1.24	1.21			1.58	1.56				1.72
390	391			45	35				40				50
				1.42	1.40				1.79				1.96
470	471				40				45				
					1.62				2.07				
560	561				45				50				L(mm)
					1.86				2.36				R.C.