

# LARGE CAN TYPE



Series

Snap-in Terminal Type, Miniature Sized



- Withstanding 5000 hours application of high ripple current at 85°C.

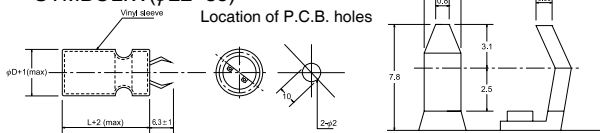


## SPECIFICATION

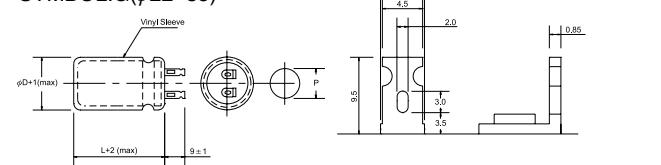
Item	Characteristic								
Operation Temperature Range	-40 ~ +85°C								
Rated Working Voltage	160 ~ 450VDC								
Capacitance Tolerance (120Hz 20°C)	±20%(M)								
Leakage Current (20°C)	$I \leq 0.02CV$ or 3 (mA) *Whichever is smaller after 5 minutes I : Leakage Current(μA) C : Rated Capacitance(μF) V : Working Voltage(V)								
Surge Voltage (20°C)	W.V.	160	200	250	350	385	400	420	450
	S.V.	200	250	300	400	420	450	470	500
Dissipation Factor (tan δ) (120Hz 20°C)	Rated Voltage (V)	160	200	250	350	385	400	420	450
	tan δ	0.15	0.15	0.15	0.15	0.15	0.15	0.15	0.15
Low Temperature Stability	Impedance ratio at 120Hz								
	Rated Voltage (V)	160~250				350~450			
	-25°C / +20°C	4				6			
Load Life	After 5000 hours application of W.V. and +85°C ripple current value, the capacitor shall meet the following limits. (DC + ripple peak voltage ≤ rate working voltage)								
	Capacitance Change	≤ ±20% of initial value							
	Dissipation Factor	≤ 175% of initial specified value							
	Leakage current	≤ initial specified value							
Shelf Life	At +85°C, no voltage application after 1000 hours, the capacitor shall meet the limits for load life characteristics. (With voltage treatment)								

## TERMINAL TYPE

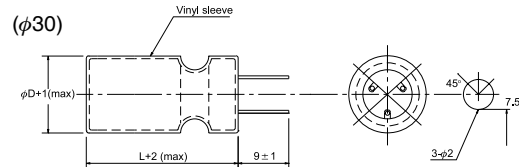
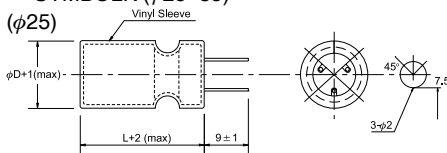
### ▲ P.C.B. TERMINAL (SNAP IN) SYMBOL:W(φ22~35)



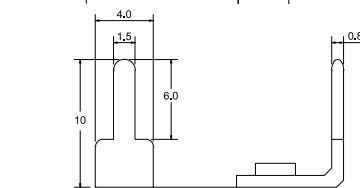
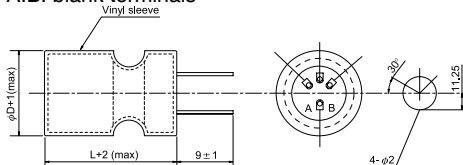
### ▲ LUG TERMINAL SYMBOL:G(φ22~35)



### ▲ P.C.B. TERMINAL SYMBOL:V(φ25~35)



### ▲ A.B. blank terminals



## RIPPLE CURRENT COEFFICIENTS

Temperature(°C)	40	60	70	85
Multiplier	1.80	1.40	1.20	1.00

Frequency(Hz)	60	120	400	1k	10k
W.V.	Multiplier				
≥ 160V	0.80	1.00	1.10	1.30	1.40

● CASE SIZE & MAX RIPPLE CURRENT

Case size : D x L (mm)  
 Max ripple current : A(rms) 85°C 120Hz

μF	V(Code) Code	φD	160 (2C)				200 (2D)				250 (2E)			
			22	25	30	35	22	25	30	35	22	25	30	35
150	151										25			
											0.94			
220	221		25				25				30	25		
			1.13				1.13				1.24	1.24		
330	331		30				30	25			40	30		
			1.44				1.44	1.55			1.65	1.65		
470	471		35	30			40	30	25		40	30		
			1.85	1.85			1.96	1.96	1.96		2.16	2.06		
560	561										45	35	25	
											2.50	2.50	2.50	
680	681		45	35	30		40	30			40	30		
			2.47	2.47	2.47		2.58	2.47			2.78	2.78		
1000	102		45	35	30		40	35					40	
			3.19	3.19	3.19		3.40	3.61					3.71	
1500	152			45	40			45						
				4.33	4.33			4.74						
2200	222				50									L(mm)
					5.97									R.C.

μF	V(Code) Code	φD	350 (2V)				385 (2X)				400 (2G)			
			22	25	30	35	22	25	30	35	22	25	30	35
68	680		25				25				25			
			0.63				0.63				0.63			
100	101		30	25			30	25			30	25		
			0.81	0.82			0.81	0.82			0.81	0.82		
120	121										35	30		
											0.95	0.95		
150	151		40	30			40	30			40	35	25	
			1.13	1.03			1.13	1.03			1.13	1.13	1.13	
180	181										40	30		
											1.24	1.24		
220	221		50	40	30		50	40	30		40	35		
			1.44	1.44	1.44		1.44	1.44	1.44		1.44	1.55		
270	271										45	35	25	
											1.65	1.65	1.65	
330	331		50	40	30		50	40	30			45	35	
			1.96	1.96	1.96		1.96	1.96	1.96			2.06	2.06	
390	391											50	40	
												2.27	2.27	
470	471			50	40			50	40				45	
				2.58	2.58			2.58	2.58				2.68	
560	561			45				45					50	
				2.88				2.88					2.99	
680	681			50				50					L(mm)	
				3.12				3.12					R.C.	

● CASE SIZE & MAX RIPPLE CURRENT

Case size : D x L (mm)  
 Max ripple current : A(rms) 85°C 120Hz

μF	V(Code) Code	φD	420 (2Y)				450 (2W)			
			22	25	30	35	22	25	30	35
47	470						25			
							0.53			
68	680						30	25		
							0.67	0.68		
100	101		30	25			40	30	25	
			0.81	0.82			0.91	0.89	0.93	
120	121		40	30						
			0.97	0.97						
150	151		45	35	25		50	40	30	
			1.11	1.14	1.15		1.20	1.24	1.13	
180	181		50	35	30			45	35	30
			1.30	1.25	1.30			1.34	1.34	1.34
220	221			40	35				40	30
				1.45	1.50				1.55	1.55
270	271			50	35	30			45	35
				1.70	1.67	1.76			1.85	1.85
330	331				45	35				40
					2.02	2.04				2.16
390	391				50	40				
					2.29	2.29				
470	471					45				50
						2.66				2.78
560	561					50				L(mm)
						3.02				R.C.