

RADIAL TYPE


RV

Series

No Sparks With DC Overvoltage

JAMICON®

- No sparks with specified DC overvoltage applied.
- Withstanding 2000 hours application of rate ripple current at 105°C

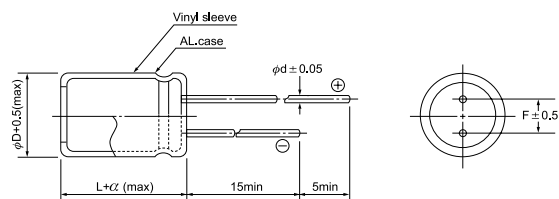


SPECIFICATION

Item	Characteristic		
Operation Temperature Range	-25 ~ +105°C		
Rated Working Voltage	200 ~ 400VDC		
Capacitance Tolerance (120Hz 20°C)	±20%(M)		
Leakage Current (20°C)	$I \leq 0.06CV + 10 \mu A$ *Whichever is greater after 2 minutes		I : Leakage Current (μA) C : Rated Capacitance (μF) V : Working Voltage (V)
Surge Voltage (20°C)	W.V.	200	400
	S.V.	250	450
Dissipation Factor (tan δ) (120Hz 20°C)	W.V.	200	400
	tan δ	0.15	0.24
Low Temperature Stability	Impedance ratio at 120Hz		
	Rated Voltage (V)	200	400
	-25°C / +20°C	4	6
Load Life	After 2000 hours application of W.V. and +105°C ripple current value, the capacitor shall meet the following limits. (DC + ripple peak voltage ≤ rate working voltage)		
	Capacitance Change	≤ ±20% of initial value	
	Dissipation Factor	≤ 200% of initial specified value	
	Leakage current	≤ initial specified value	
Shelf Life	At +105°C no voltage application after 1000 hours, the capacitor shall meet the limits for load life characteristics. (with voltage treatment)		

DIMENSIONS (mm)

φD	16	18
F	7.5	7.5
d	0.8	0.8
α	1.5	1.5



RIPPLE CURRENT COEFFICIENTS

Temperature(°C)	65	85	105
Multiplier	1.80	1.50	1.00

Frequency(Hz)	60	120	1k	10k	100k
W.V.	Multiplier				
200V	0.80	1.00	1.30	1.40	1.60
400V	0.75	1.00	1.50	1.75	1.85

● **CASE SIZE & MAX RIPPLE CURRENT**

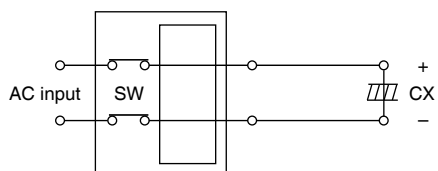
Case size : D x L (mm)
 Max ripple current : mA(rms) 105°C 120Hz

μF	V(Code)		200 (2D)		400 (2G)	
	Code	Item	DxL	R.C.	DxL	R.C.
22	220				16x25	170
33	330				16x25	210
39	390				16x31.5	260
47	470				18x25	250
56	560				16x31.5	280
68	680				16x40	340
82	820				18x31.5	330
100	101		16x25	400	18x35.5	380
120	121		16x31.5	480	18x40	440
			18x25	470		
150	151		16x31.5	540		
			18x25	520		
180	181		16x40	660		
			18x31.5	630		
220	221		18x35.5	730		
			18x40	770		

■ **DC OVERVOLTAGE TEST CONDITION**

The vent will be operated and the capacity shall become an open circuit without burning the material when the following excess DC voltage is applied.

Rated Voltage	Current	Test DC Voltage
200 VDC	4A	300 / 375 VDC
400 VDC	2A	500 / 600 VDC



Constant DC voltage/current power supply